

Clamp Fittings



SS 2CMP---- 90° Clamp Elbows, Polish ID/OD				
Tube OD (Size)	A	R	Part Number 304	Part Number 316L
1/2"	1.625	1.125		SS2CMP-0.5-316
3/4"	1.625	1.125		SS2CMP-0.75-316
1"	2.000	1.500	SS2CMP-1-304	SS2CMP-1-316
1.5"	2.750	2.250	SS2CMP-1.5-304	SS2CMP-1.5-316
2"	3.500	3.000	SS2CMP-2-304	SS2CMP-2-316
2.5"	4.250	3.750	SS2CMP-2.5-304	SS2CMP-2.5-316
3"	5.000	4.500	SS2CMP-3-304	SS2CMP-3-316
4"	6.625	6.000	SS2CMP-4-304	SS2CMP-4-316
6"	9.875	9.000	SS2CMP-6-304	SS2CMP-6-316
8"	12.88	12.00	SS2CMP-8-304	SS2CMP-8-316
10"	15.88	15.00	SS2CMP-10-304	SS2CMP-10-316
12"	18.88	18.00	SS2CMP-12-304	SS2CMP-12-316



SS2CMP31MP-- 90° Non Tapered Reducing Clamp Elbows				
Tube OD (Size)	A	B	Part Number 304	Part Number 316L
2" x 1"	2.000	2.000	SS2CMP31MP-2x1-304	SS2CMP31MP-2x1-316
2" x 1.5"	2.750	2.750	SS2CMP31MP-2x1.5-304	SS2CMP31MP-2x1.5-316
2.5" x 1.5"	2.750	2.750	SS2CMP31MP-2.5x1.5-304	SS2CMP31MP-2.5x1.5-316
2.5" x 2"	3.500	3.500	SS2CMP31MP-3x1.5-304	SS2CMP31MP-3x1.5-316
3" x 1.5"	2.750	2.750	SS2CMP31MP-3x1.5-304	SS2CMP31MP-3x1.5-316
3" x 2"	3.500	3.500	SS2CMP31MP-3x2-304	SS2CMP31MP-3x2-316
3" x 2.5"	4.250	4.250	SS2CMP31MP-3x2.5-304	SS2CMP31MP-3x2.5-316
4" x 2.5"	4.250	4.250	SS2CMP31MP-4x2.5-304	SS2CMP31MP-4x2.5-316
4" x 3"	5.000	5.125	SS2CMP31MP-4x3-304	SS2CMP31MP-4x3-316



SS2WUMP-- Clamp 180° Return Bends, Polish ID/OD				
Tube OD (Size)	A	B	Part Number 304	Part Number 316L
1"	3.000	2.500	SS2WUMP-1-304	SSWUMP-1-316
1.5"	4.500	3.500	SS2WUMP-1.5-304	SSWUMP-1.5-316
2"	6.000	4.500	SS2WUMP-2-304	SSWUMP-2-316
2.5"	7.500	5.500	SS2WUMP-2.5-304	SSWUMP-2.5-316
3"	9.000	6.500	SSWUMP-3-304	SSWUMP-3-316
4"	12.000	8.625	SSWUMP-4-304	SSWUMP-4-316



SS2KMP-- 45° Clamp Elbows, Polish ID/OD				
Tube OD (Size)	A	R	Part Number 304	Part Number 316L
1/2"	0.966	1.125		SS2KMP-0.5-316
3/4"	0.966	1.125		SS2KMP-0.75-316
1"	1.125	1.500	SS2KMP-1-304	SS2KMP-1-316
1.5"	1.437	2.250	SS2KMP-1.5-304	SS2KMP-1.5-316
2"	1.750	3.000	SS2KMP-2-304	SS2KMP-2-316
2.5"	2.062	3.750	SS2KMP-2.5-304	SS2KMP-2.5-316
3"	2.375	4.500	SS2KMP-3-304	SS2KMP-3-316
4"	3.125	6.000	SS2KMP-4-304	SS2KMP-4-316
6"	4.625	9.000	SS2KMP-6-304	SS2KMP-6-316
8"	5.875	12.00	SS2KMP-8-304	SS2KMP-8-316
10"	7.125	15.00	SS2KMP-10-304	SS2KMP-10-316
12"	8.375	18.00	SS2KMP-12-304	SS2KMP-12-316

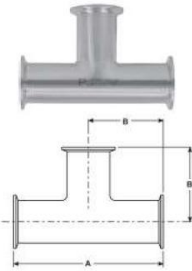


SS2FMP-14-- 90° Clamp by Plain Bevel w/ 304 Hex Nut				
Tube OD (Size)	A	B	Part Number 304	Part Number 316L
1"	2.000	2.218	SS2FMP-14-1-304	SS2FMP-14-1-316
1.5"	2.750	2.968	SS2FMP-14-1.5-304	SS2FMP-14-1.5-316
2"	3.500	3.750	SS2FMP-14-2-304	SS2FMP-14-2-316
2.5"	4.250	5.375	SS2FMP-14-2.5-304	SS2FMP-14-2.5-316
3"	5.000	5.406	SS2FMP-14-3-304	SS2FMP-14-3-316
4"	6.625	7.031	SS2FMP-14-4-304	SS2FMP-14-4-316



SS2FMP-15-- 90° Clamp by Thread Bevel				
Tube OD (Size)	A	B	Part Number 304	Part Number 316L
1"	2.000	2.218	SS2FMP-15-1-304	SS2FMP-15-1-316
1.5"	2.750	2.968	SS2FMP-15-1.5-304	SS2FMP-15-1.5-316
2"	3.500	3.750	SS2FMP-15-2-304	SS2FMP-15-2-316
2.5"	4.250	5.375	SS2FMP-15-2.5-304	SS2FMP-15-2.5-316
3"	5.000	5.406	SS2FMP-15-3-304	SS2FMP-15-3-316
4"	6.625	7.031	SS2FMP-15-4-304	SS2FMP-15-4-316

Clamp Fittings



SS7MP--- Clamp Tees, Polish ID/OD				
Tube OD (Size)	A	B	Part Number 304	Part Number 316L
1/2"	4.750	2.375		SS7MP-0.5-316
3/4"	4.750	2.375		SS7MP-0.75-316
1"	4.750	2.375	SS7MP-1-304	SS7MP-1-316
1.5"	5.500	2.750	SS7MP-1.5-304	SS7MP-1.5-316
2"	7.000	3.500	SS7MP-2-304	SS7MP-2-316
2.5"	7.000	3.500	SS7MP-2.5-304	SS7MP-2.5-316
3"	7.500	3.750	SS7MP-3-304	SS7MP-3-316
4"	9.000	4.500	SS7MP-4-304	SS7MP-4-316
6"	13.00	6.500	SS7MP-6-304	SS7MP-6-316
8"	15.75	7.875	SS7MP-8-304	SS7MP-8-316
10"	18.75	9.375	SS7MP-10-304	SS7MP-10-316
12"	21.78	10.88	SS7MP-12-304	SS7MP-12-316



SS7RMP--- Clamp Reducing Tees, Polish ID/OD				
Tube OD (Size)	A	B	Part Number 304	Part Number 316L
1" x 3/4"	5.250	2.625	SS7RMP-1x0.75-304	SS7RMP-1x0.75-316
1.5" x 3/4"	5.250	2.625	SS7RMP-1.5x0.75-304	SS7RMP-1.5x0.75-316
1.5" x 1"	4.312	2.156	SS7RMP-1.5x1-304	SS7RMP-1.5x1-316
2" x 1"	5.125	2.562	SS7RMP-2x1-304	SS7RMP-2x1-316
2" x 1.5"	5.125	2.562	SS7RMP-2x1.5-304	SS7RMP-2x1.5-316
2.5" x 1.5"	5.688	2.844	SS7RMP-2.5x1.5-304	SS7RMP-2.5x1.5-316
2.5" x 2"	5.688	2.844	SS7RMP-2.5x2-304	SS7RMP-2.5x2-316
3" x 1.5"	6.188	3.093	SS7RMP-3x1.5-304	SS7RMP-3x1.5-316
3" x 2"	6.188	3.093	SS7RMP-3x2-304	SS7RMP-3x2-316
3" x 2.5"	6.188	3.093	SS7RMP-3x2.5-304	SS7RMP-3x2.5-316
4" x 2"	8.125	4.063	SS7RMP-4x2-304	SS7RMP-4x2-316
4" x 2.5"	8.125	4.063	SS7RMP-4x2.5-304	SS7RMP-4x2.5-316
4" x 3"	8.125	4.063	SS7RMP-4x3-304	SS7RMP-4x3-316
6" x 3"	13.00	6.500	SS7RMP-6x3-304	SS7RMP-6x3-316
6" x 4"	13.00	6.500	SS7RMP-6x4-304	SS7RMP-6x4-316



SS9MP--- Clamp Cross, Polish ID/OD				
Tube OD (Size)	A	B	Part Number 304	Part Number 316L
1"	4.750	2.375	SS9MP-1-304	SS9MP-1-316
1.5"	5.500	2.750	SS9MP-1.5-304	SS9MP-1.5-316
2"	7.000	3.500	SS9MP-2-304	SS9MP-2-316
2.5"	7.000	3.500	SS9MP-2.5-304	SS9MP-2.5-316
3"	7.500	3.750	SS9MP-3-304	SS9MP-3-316
4"	9.000	4.500	SS9MP-4-304	SS9MP-4-316



SS13MHM---Heavy Duty <u>Single</u> Pin Clamp				
Tube OD (Size)	A	SPR @ 70° F *	Part Number 304	
1/2"-- 3/4"	1.062	1500	SS13MHM-05-075-304	
1"-- 1.5"	2.122	500	SS13MHM-1-1.5-304	
2"	2.654	450	SS13MHM-2-304	
2.5"	3.185	400	SS13MHM-2.5-304	
3"	3.717	350	SS13MHM-3-304	
4"	4.820	300	SS13MHM-4-304	
5"	5.820	225	SS13MHM-5-304	
6"	6.695	150	SS13MHM-6-304	
8"	8.695	100	SS13MHM-8-304	

* Tighten Wing Nut to 25 in. lb. of torque



SS13MHM-DP-- Heavy Duty <u>Double</u> Pin Clamp				
Tube OD (Size)	A	SPR @ 70° F *	Part Number 304	
1"-- 1.5"	2.122	500	SS13MHMDP-1-1.5-304	
2"	2.654	450	SS13MHMDP-2-304	
2.5"	3.185	400	SS13MHMDP-2.5-304	
3"	3.717	350	SS13MHMDP-3-304	
4"	4.820	300	SS13MHMDP-4-304	

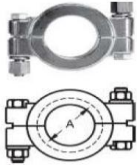
* Tighten Wing Nut to 25 in. lb. of torque

Clamp Fittings



SS13MHM-3P-- Heavy Duty <i>Three Segment</i> Clamp			
Tube OD (Size)	A	SPR @ 70° F *	Part Number 304
1"-- 1.5"	2.122	500	SS13MHM3P-1-1.5-304
2"	2.654	450	SS13MHM3P-2-304
2.5"	3.185	400	SS13MHM3P-2.5-304
3"	3.717	350	SS13MHM3P-3-304
4"	4.820	300	SS13MHM3P-4-304

* Tighten Wing Nut to 25 in. lb. of torque



SS13MHP-- Heavy Duty <i>Bolted</i> Clamps			
Tube OD (Size)	A	SPR @ 70° F *	Part Number 304
1/2"-- 3/4"	1.062	1500	SS13MHP-05-075-304
1"-- 1.5"	2.046	1500	SS13MHP-1-1.5-304
2"	2.578	1000	SS13MHP-2-304
2.5"	3.110	1000	SS13MHP-2.5-304
3"	3.460	1000	SS13MHP-3-304
4"	4.744	800	SS13MHP-4-304
6"	6.632	300	SS13MHP-6-304

* Tighten Bronze Nut to 20 Ft. lb. of torque



SS14WMP-- Short Welding Ferrule				
Tube OD (Size)	A	B	Part Number 304	Part Number 316L
1/2"	0.500	0.370		SS14WMP-0.5-316
3/4"	0.500	0.620		SS14WMP-0.75-316
1"	0.500	0.870	SS14WMP-1-304	SS14WMP-1-316
1.5"	0.500	1.370	SS14WMP-1.5-304	SS14WMP-1.5-316
2"	0.500	1.870	SS14WMP-2-304	SS14WMP-2-316
2.5"	0.500	2.370	SS14WMP-2.5-304	SS14WMP-2.5-316
3"	0.500	2.870	SS14WMP-3-304	SS14WMP-3-316
4"	0.625	3.834	SS14WMP-4-304	SS14WMP-4-316
6"	0.875	5.782	SS14WMP-6-304	SS14WMP-6-316
8"	0.875	7.782	SS14WMP-8-304	SS14WMP-8-316
10"	0.875	9.782	SS14WMP-10-304	SS14WMP-10-316
12"	0.875	11.76	SS14WMP-12-304	SS14WMP-12-316



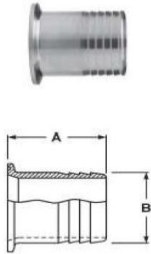
SSL14AM7-- Long Buttweld Ferrule				
Tube OD (Size)	A	B	Part Number 304	Part Number 316L
1/2"	1.125	0.370		SSL14AM7-0.5-316
3/4"	1.125	0.620		SSL14AM7-0.75-316
1"	1.125	0.870	SSL14AM7-1-304	SSL14AM7-1-316
1.5"	1.125	1.370	SSL14AM7-1.5-304	SSL14AM7-1.5-316
2"	1.125	1.870	SSL14AM7-2-304	SSL14AM7-2-316
2.5"	1.125	2.370	SSL14AM7-2.5-304	SSL14AM7-2.5-316
3"	1.125	2.870	SSL14AM7-3-304	SSL14AM7-3-316
4"	1.125	3.834	SSL14AM7-4-304	SSL14AM7-4-316
6"	1.500	5.782	SSL14AM7-6-304	SSL14AM7-6-316
8"	1.500	7.782	SSL14AM7-8-304	SSL14AM7-8-316
10"	1.750	9.782	SSL14AM7-10-304	SSL14AM7-10-316
12"	1.750	11.76	SSL14AM7-12-304	SSL14AM7-12-316



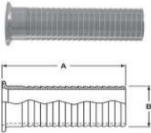
SS14RMP-- Roll-On Expanding Ferrules				
Tube OD (Size)	A	B	Part Number 304	Part Number 316L
1"	0.750	1.005	SS14RMP-1-304	SS14RMP-1-316
1.5"	1.125	1.505	SS14RMP-1.5-304	SS14RMP-1.5-316
2"	1.312	2.005	SS14RMP-2-304	SS14RMP-2-316
2.5"	1.375	2.505	SS14RMP-2.5-304	SS14RMP-2.5-316
3"	1.437	3.005	SS14RMP-3-304	SS14RMP-3-316
4"	1.500	4.005	SS14RMP-4-304	SS14RMP-4-316
6"	2.000	6.005	SS14RMP-6-304	SS14RMP-6-316

Clamp Fittings


SS14MPHR-- Clamp <i>Rubber Hose</i> Adapters				
Tube OD (Size)	A	B	Part Number 304	Part Number 316L
1/2" x 1/8"	1.250	0.125		SS14MPHR- 1/2 - 1/8- 316
1/2" x 1/4"	1.500	0.250		SS14MPHR- 1/2 - 1/4- 316
1/2" x 3/8"	1.500	0.375		SS14MPHR- 1/2 - 3/8- 316
1/2" x 1/2"	1.500	0.500		SS14MPHR- 1/2 - 316
1/2" x 3/4"	1.500	0.750		SS14MPHR- 1/2 - 3/4- 316
3/4" x 1/8"	1.500	0.125		SS14MPHR- 3/4 - 1/8- 316
3/4" x 1/4"	1.500	0.250		SS14MPHR- 3/4 - 1/4- 316
3/4" x 3/8"	1.500	0.375		SS14MPHR- 3/4 - 3/8- 316
3/4" x 1/2"	1.500	0.500		SS14MPHR- 3/4 - 1/2- 316
3/4" x 3/4"	1.500	0.750		SS14MPHR- 3/4 - 316
1" x 1"	1.688	1.000	SS14MPHR-1-304	SS14MPHR-1-316
1" x 3/8"	1.500	0.375	SS14MPHR-1 x 3/8-304	SS14MPHR-1 x 3/8-316
1" x 1/2"	1.500	0.500	SS14MPHR-1 x 1/2-304	SS14MPHR-1 x 1/2-316
1" x 3/4"	1.688	0.750	SS14MPHR-1 x 3/4-304	SS14MPHR-1 x 3/4-316
1.5" x 1/8"	1.500	0.125	SS14MPHR-1.5 x 1/8-304	SS14MPHR-1.5 x 1/8-316
1.5" x 1/4"	1.500	0.250	SS14MPHR-1.5 x 1/4-304	SS14MPHR-1.5 x 1/4-316
1.5" x 3/8"	1.500	0.375	SS14MPHR-1.5 x 3/8-304	SS14MPHR-1.5 x 3/8-316
1.5" x 1/2"	1.500	0.500	SS14MPHR-1.5 x 1/2-304	SS14MPHR-1.5 x 1/2-316
1.5" x 3/4"	1.500	0.750	SS14MPHR-1.5 x 3/4-304	SS14MPHR-1.5 x 3/4-316
1.5" x 1"	1.688	1.000	SS14MPHR-1.5 x 1-304	SS14MPHR-1.5 x 1-316
1.5" x 1.5"	1.688	1.500	SS14MPHR-1.5-304	SS14MPHR-1.5-316
2" x 1.5"	2.312	1.500	SS14MPHR-2 x 1.5-304	SS14MPHR-2 x 1.5-316
2" x 2"	2.313	2.000	SS14MPHR-2-304	SS14MPHR-2-316
2.5" x 2.5"	2.344	2.500	SS14MPHR-2.5-304	SS14MPHR-2.5-316
3" x 3"	3.094	3.000	SS14MPHR-3-304	SS14MPHR-3-316
4" x 4"	3.406	4.000	SS14MPHR-4-304	SS14MPHR-4-316
6" x 6"	3.406	6.000	SS14MPHR-6-304	SS14MPHR-6-316
8" x 8"	3.406	8.000	SS14MPHR-8-304	SS14MPHR-8-316



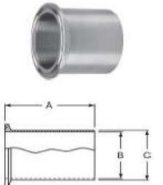
SS14MPHRL-- <i>LONG</i> Clamp Hose Barb Adapters			
Tube OD (Size)	A	B	Part Number 304
1"	3.500	1.000	SS14MPHRL-1-304
1.5"	5.000	1.500	SS14MPHRL-1.5-304
2"	5.000	2.000	SS14MPHRL-2-304
2.5"	5.500	2.500	SS14MPHRL-2.5-304
3"	5.500	3.000	SS14MPHRL-3-304
4"	5.500	4.000	SS14MPHRL-4-304



SS14MPHT-- Clamp <i>Tygon</i> Hose Adapters				
Tube OD (Size)	A	B	Part Number 304	Part Number 316L
1/2"	4.000	0.370		SS14MPHT-0.5-316
3/4"	4.000	0.620		SS14MPHT-0.75-316
1"	4.500	0.870	SS14MPHT-1-304	SS14MPHT-1-316
1.5"	4.500	1.370	SS14MPHT-1.5-304	SS14MPHT-1.5-316
2"	4.500	1.870	SS14MPHT-2-304	SS14MPHT-2-316
2.5"	4.500	2.370	SS14MPHT-2.5-304	SS14MPHT-2.5-316
3"	4.500	2.870	SS14MPHT-3-304	SS14MPHT-3-316
4"	4.625	3.834	SS14MPHT-4-304	SS14MPHT-4-316
6"	6.000	5.782	SS14MPHT-6-304	SS14MPHT-6-316



SS14WLMP-- <i>Light Tank</i> Ferrule				
Tube OD (Size)	A	B	Part Number 304	Part Number 316L
1"	3.000	0.870	SSL14WLMP-1-304	SSL14WLMP-1-316
1.5"	3.000	1.320	SSL14WLMP-1.5-304	SSL14WLMP-1.5-316
2"	3.000	1.870	SSL14WLMP-2-304	SSL14WLMP-2-316
2.5"	3.000	2.370	SSL14WLMP-2.5-304	SSL14WLMP-2.5-316
3"	4.000	2.870	SSL14WLMP-3-304	SSL14WLMP-3-316
4"	4.000	3.834	SSL14WLMP-4-304	SSL14WLMP-4-316
6"	6.000	5.782	SSL14WLMP-6-304	SSL14WLMP-6-316
8"	6.000	7.760	SSL14WLMP-8-304	SSL14WLMP-8-316
10"	6.000	9.782	SSL14WLMP-10-304	SSL14WLMP-10-316
12"	6.000	11.76	SSL14WLMP-12-304	SSL14WLMP-12-316

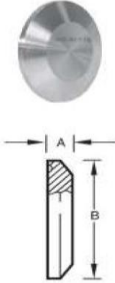


Clamp Fittings

SS14MPW-- Heavy Tank Weld Ferrules				
Tube OD (Size)	A	B	Part Number 304	Part Number 316L
1/2"	1.625	0.321		SS14MPW-0.5-316
3/4"	1.625	0.574		SS14MPW-0.75-316
1"	1.625	0.870	SS14MPW-1-304	SS14MPW-1-316
1.5"	1.625	1.370	SS14MPW-1.5-304	SS14MPW-1.5-316
2"	1.750	1.870	SS14MPW-2-304	SS14MPW-2-316
2.5"	1.750	2.370	SS14MPW-2.5-304	SS14MPW-2.5-316
3"	1.813	2.870	SS14MPW-3-304	SS14MPW-3-316
4"	2.125	3.834	SS14MPW-4-304	SS14MPW-4-316
6"	2.500	5.758	SS14MPW-6-304	SS14MPW-6-316
8"	2.500	7.758	SS14MPW-8-304	SS14MPW-8-316



SS16AMP-- Clamp Solid End Cap				
Tube OD (Size)	A	B	Part Number 304	Part Number 316L
1/2"-- 3/4"	0.187	0.992	SS16AMP-05-075-304	SS16AMP-05-075-316
1"-- 1.5"	0.250	1.984	SS16AMP-1-1.5-304	SS16AMP-1-1.5-316
2"	0.250	2.516	SS16AMP-2-304	SS16AMP-2-316
2.5"	0.250	3.047	SS16AMP-2.5-304	SS16AMP-2.5-316
3"	0.250	3.579	SS16AMP-3-304	SS16AMP-3-316
4"	0.312	4.682	SS16AMP-4-304	SS16AMP-4-316
6"	0.438	6.570	SS16AMP-6-304	SS16AMP-6-316
8"	0.438	8.570	SS16AMP-8-304	SS16AMP-8-316
10"	0.438	10.57	SS16AMP-10-304	SS16AMP-10-316
12"	0.438	12.67	SS16AMP-12-304	SS16AMP-12-316



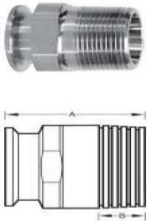
SS17MP-14--Clamp x Plain Bevel w/ (304) Hex Nut				
Tube OD (Size)	A		Part Number 304	Part Number 316L
1"	3.000		SS17MP-14-1-304	SS17MP-14-1-316
1.5"	3.000		SS17MP-14-1.5-304	SS17MP-14-1.5-316
2"	3.000		SS17MP-14-2-304	SS17MP-14-2-316
2.5"	3.500		SS17MP-14-2.5-304	SS17MP-14-2.5-316
3"	3.750		SS17MP-14-3-304	SS17MP-14-3-316
4"	4.000		SSL17MP-14-4-304	SSL17MP-14-4-316



SS17MP-15--Clamp x Thread Bevel Adapter				
Tube OD (Size)	A		Part Number 304	Part Number 316L
1"	1.688		SS17MP-15-1-304	SS17MP-15-1-316
1.5"	1.719		SS17MP-15-1.5-304	SS17MP-15-1.5-316
2"	1.719		SS17MP-15-2-304	SS17MP-15-2-316
2.5"	1.844		SS17MP-15-2.5-304	SS17MP-15-2.5-316
3"	1.906		SS17MP-15-3-304	SS17MP-15-3-316
4"	2.344		SSL17MP-15-4-304	SSL17MP-15-4-316

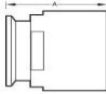


SS21MP-- Clamp x (MNPT) Adapters				
Tube OD (Size)	A	B	Part Number 304	Part Number 316L
1" x 1"	2.250	0.985	SS21MP-1-304	SS21MP-1-316
1.5" x 1.5"	2.250	1.025	SS21MP-1.5-304	SS21MP-1.5-316
2" x 2"	2.638	1.058	SS21MP-2-304	SS21MP-2-316
2.5" x 2.5"	2.875	1.571	SS21MP-2.5-304	SS21MP-2.5-316
3" x 3"	3.070	1.634	SS21MP-3-304	SS21MP-3-316
4" x 4"	3.155	1.734	SS21MP-4-304	SS21MP-4-316



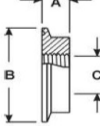
* Fractional/ Other Sizes Available

Clamp Fittings



SS22MP-- Clamp x (FNPT) Adapters				
Tube OD (Size)	A		Part Number 304	Part Number 316L
1" x 1"	1.625		SS2MP-1-304	SS22MP-1-316
1.5" x 1.5"	2.250		SS22MP-1.5-304	SS22MP-1.5-316
2" x 2"	2.344		SS22MP-2-304	SS22MP-2-316
2.5" x 2.5"	2.093		SS22MP-2.5-304	SS22MP-2.5-316
3" x 3"	2.187		SS22MP-3-304	SS22MP-3-316
4" x 4"	3.652		SS22MP-4-304	SS22MP-4-316

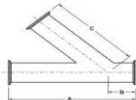
*** Fractional/ Other Sizes Available**



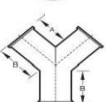
SS23BMP-- Clamp Thermometer Caps				
Tube OD (Size)	A	B	Part Number 304	Part Number 316L
1/2"	0.500	0.993		SS23BMP- 0.5-316
3/4"	0.500	0.993		SS23BMP-0.75-316
1"	0.625	1.984	SS23BMP-1-304	SS23BMP-1-316
1.5"	0.625	1.984	SS23BMP-1.5-304	SS23BMP-1.5-316
2"	0.625	2.516	SS23BMP-2-304	SS23BMP-2-316
2.5"	0.625	3.047	SS23BMP-2.5-304	SS23BMP-2.5-316
3"	0.625	3.579	SS23BMP-3-304	SS23BMP-3-316
4"	0.625	4.682	SS23BMP-4-304	SS23BMP-4-316

SS23-14MP Sanitary Gauge Reducer			
Tube OD (Size)	A (OAL)		Part Number 316L
3/4" X 1/2"	1.25		SS23-14MP-0.75 X 0.50 -316
1" X 1/2"	1.25		SS23-14MP-1 X 0.50 -316
1" X 3/4"	1.25		SS23-14MP-1 X 0.75 -316
1.5" X 3/4"	1.25		SS23-14MP-1.5 X 0.75 -316
1.5" X 1"	1.25		SS23-14MP-1.5 X 1 -316
2" X 1"	1.25		SS23-14MP-2 X 1 -316
2" X 1.5"	1.25		SS23-14MP-2 X 1.5 -316
2.5" X 2"	1.25		SS23-14MP-2.5 X 2 -316
3" X 2"	1.25		SS23-14MP-3 X 2 -316
4" X 3"	1.25		SS23-14MP-4 X 3 -316

*** Fractional/ Other Sizes Available**

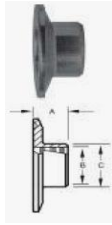


SS28LMP-- Clamp Laterals, Polish ID/OD				
Tube OD (Size)	A	B	Part Number 304	Part Number 316L
1"	6.437	1.250	SS28LMP-1-304	SS28LMP-1-316
1.5"	7.625	1.500	SS28LMP-1.5-304	SS28LMP-1.5-316
2"	9.000	1.780	SS28LMP-2-304	SS28LMP-2-316
2.5"	10.500	2.000	SS28LMP-2.5-304	SS28LMP-2.5-316
3"	11.250	2.000	SS28LMP-3-304	SS28LMP-3-316
4"	13.437	3.125	SS28LMP-4-304	SS28LMP-4-316

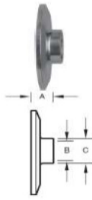


SS28YMP-- Clamp True "Y", Polish ID/OD				
Tube OD (Size)	A	B	Part Number 304	Part Number 316L
1"	3.000	2.750	SS28YMP-1-304	SS28YMP-1-316
1.5"	3.250	2.750	SS28YMP-1.5-304	SS28YMP-1.5-316
2"	4.250	3.500	SS28YMP-2-304	SS28YMP-2-316
2.5"	4.375	4.250	SS28YMP-2.5-304	SS28YMP-2.5-316
3"	5.875	4.750	SS28YMP-3-304	SS28YMP-3-316
4"	8.125	6.375	SS28YMP-4-304	SS28YMP-4-316

Clamp Fittings



SS31RMP-- Roll-On (Reducing) Ferrules				
Tube OD (Size)	A	B	Part Number 304	Part Number 316L
1.5" x 1"	0.750	1.007	SS31RMP-1.5x1-304	SS31RMP-1.5x1-316
2" x 1"	0.750	1.007	SS31RMP-2x1-304	SS31RMP-2x1-316
2" x 1.5"	1.125	1.507	SS31RMP-2x1.5-304	SS31RMP-2x1.5-316
2.5" x 1.5"	1.125	1.507	SS31RMP-2.5x1.5-304	SS31RMP-2.5x1.5-316
2.5" x 2"	1.125	2.007	SS31RMP-2.5x2-304	SS31RMP-2.5x2-316
3" x 1.5"	1.313	1.507	SS31RMP-3x1.5-304	SS31RMP-3x1.5-316
3" x 2"	1.313	2.007	SS31RMP-3x2-304	SS31RMP-3x2-316
4" x 2.5"	1.375	2.507	SS31RMP-4x2.5-304	SS31RMP-4x2.5-316
4" x 3"	1.375	3.007	SS31RMP-4x3-304	SS31RMP-4x3-316



SS31WMP-- Concentric (Reducing) Ferrules				
Tube OD (Size)	A	B	Part Number 304	Part Number 316L
2" x 1"	0.500	0.870	SS31WMP-1.5x1-304	SS31WMP-1.5x1-316
2" x 1.5"	0.500	1.370	SS31WMP-2x1-304	SS31WMP-2x1-316
2.5" x 1.5"	0.500	1.370	SS31WMP-2x1.5-304	SS31WMP-2x1.5-316
2.5" x 2"	0.500	1.870	SS31WMP-2.5x1.5-304	SS31WMP-2.5x1.5-316
3" x 2"	0.500	1.870	SS31WMP-2.5x2-304	SS31WMP-2.5x2-316
3" x 2.5"	0.500	2.370	SS31WMP-3x1.5-304	SS31WMP-3x1.5-316
4" x 2"	0.625	1.870	SS31WMP-3x2-304	SS31WMP-3x2-316
4" x 2.5"	0.625	2.370	SS31WMP-4x2.5-304	SS31WMP-4x2.5-316
4" x 3"	0.625	2.870	SS31WMP-4x3-304	SS31WMP-4x3-316



SS31-14MP--- Clamp x Clamp <i>Concentric</i> Reducers, Polish ID/OD				
Tube OD (Size)	A	Part Number 304	Part Number 316L	
3/4" x 1/2"	2.000		SS31-14MP-.75 x 0.5- 316	
1" x 1/2"	2.500		SS31-14MP-1 x 0.5- 316	
1" x 3/4"	2.000		SS31-14MP-1 x 0.75- 316	
1.5" x 1/2"	4.500		SS31-14MP-1.5 x 0.5- 316	
1.5" x 3/4"	4.000		SS31-14MP-1.5 x 0.75- 316	
1.5" x 1"	3.000	SS31-14MP-1.5 x 1- 304	SS31-14MP-1.5 x 1- 316	
2" x 1"	5.000	SS31-14MP-2 x 1- 304	SS31-14MP-2 x 1- 316	
2" x 1.5"	3.000	SS31-14MP-2 x 1.5- 304	SS31-14MP-2 x 1.5- 316	
2.5" x 1.5"	5.000	SS31-14MP-2.5 x 1.5- 304	SS31-14MP-2.5 x 1.5- 316	
2.5" x 2"	3.000	SS31-14MP-2.5 x 2- 304	SS31-14MP-2.5 x 2- 316	
3" x 1"	9.000	SS31-14MP-3 x 1- 304	SS31-14MP-3 x 1- 316	
3" x 1.5"	7.000	SS31-14MP-3 x 1.5- 304	SS31-14MP-3 x 1.5- 316	
3" x 2"	5.000	SS31-14MP-3 x 2- 304	SS31-14MP-3 x 2- 316	
3" x 2.5"	3.000	SS31-14MP-3 x 2.5- 304	SS31-14MP-3 x 2.5- 316	
4" x 1.5"	11.13	SS31-14MP-4 x 1.5- 304	SS31-14MP-4 x 1.5- 316	
4" x 2"	9.125	SS31-14MP-4 x 2- 304	SS31-14MP-4 x 2- 316	
4" x 2.5"	7.125	SS31-14MP-4 x 2.5- 304	SS31-14MP-4 x 2.5- 316	
4" x 3"	5.125	SS31-14MP-4 x 3- 304	SS31-14MP-4 x 3- 316	
6" x 2"	6.875	SS31-14MP-6 x 2- 304	SS31-14MP-6 x 2- 316	
6" x 3"	6.875	SS31-14MP-6 x 3- 304	SS31-14MP-6 x 3- 316	
6" x 4"	7.000	SS31-14MP-6 x 4- 304	SS31-14MP-6 x 4- 316	

Clamp Fittings

SS32-14MP--- Clamp x Clamp Eccentric Reducers, Polish ID/OD			
Tube OD (Size)	A	Part Number 304	Part Number 316L
3/4" x 1/2"	2.000		SS32-14MP-.75 x 0.5- 316
1" x 1/2"	2.500		SS32-14MP-1 x 0.5- 316
1" x 3/4"	2.000		SS32-14MP-1 x 0.75- 316
1.5" x 1/2"	4.500		SS32-14MP-1.5 x 0.5- 316
1.5" x 3/4"	4.000		SS32-14MP-1.5 x 0.75- 316
1.5" x 1"	3.000	SS32-14MP-1.5 x 1- 304	SS32-14MP-1.5 x 1- 316
2" x 1"	5.000	SS32-14MP-2 x 1- 304	SS32-14MP-2 x 1- 316
2" x 1.5"	3.000	SS32-14MP-2 x 1.5- 304	SS32-14MP-2 x 1.5- 316
2.5" x 1.5"	5.000	SS32-14MP-2.5 x 1.5- 304	SS32-14MP-2.5 x 1.5- 316
2.5" x 2"	3.000	SS32-14MP-2.5 x 2- 304	SS32-14MP-2.5 x 2- 316
3" x 1"	9.000	SS32-14MP-3 x 1- 304	SS32-14MP-3 x 1- 316
3" x 1.5"	7.000	SS32-14MP-3 x 1.5- 304	SS32-14MP-3 x 1.5- 316
3" x 2"	5.000	SS32-14MP-3 x 2- 304	SS32-14MP-3 x 2- 316
3" x 2.5"	3.000	SS32-14MP-3 x 2.5- 304	SS32-14MP-3 x 2.5- 316
4" x 1.5"	11.13	SS32-14MP-4 x 1.5- 304	SS32-14MP-4 x 1.5- 316
4" x 2"	9.125	SS32-14MP-4 x 2- 304	SS32-14MP-4 x 2- 316
4" x 2.5"	7.125	SS32-14MP-4 x 2.5- 304	SS32-14MP-4 x 2.5- 316
4" x 3"	5.125	SS32-14MP-4 x 3- 304	SS32-14MP-4 x 3- 316
6" x 2"	6.875	SS32-14MP-6 x 2- 304	SS32-14MP-6 x 2- 316
6" x 3"	6.875	SS32-14MP-6 x 3- 304	SS32-14MP-6 x 3- 316
6" x 4"	7.000	SS32-14MP-6 x 4- 304	SS32-14MP-6 x 4- 316



SS2SXLMP-- 12" Clamp Sweep Elbows, Polish ID/OD			
Tube OD (Size)	A	R	Part Number 316L
1/2"	12.50	12.00	SS2SXLMP-0.5-12-316
3/4"	12.50	12.00	SS2SXLMP-0.75-12-316
1"	12.50	12.00	SS2SXLMP-1-12-316
1.5"	12.50	12.00	SS2SXLMP-1.5-12-316
2"	12.50	12.00	SS2SXLMP-2-12-316
2.5"	12.50	12.00	SS2SXLMP-2.5-12-316
3"	12.50	12.00	SS2SXLMP-3-12-316
4"	12.63	12.00	SS2SXLMP-4-12-316



SS2SXLMP-- 18" Clamp Sweep Elbows, Polish ID/OD			
Tube OD (Size)	A	R	Part Number 316L
1.5"	18.50	18.00	SS2SXLMP-1.5-18-316
2"	18.50	18.00	SS2SXLMP-2-18-316
2.5"	18.50	18.00	SS2SXLMP-2.5-18-316
3"	18.50	18.00	SS2SXLMP-3-18-316
4"	18.63	18.00	SS2SXLMP-4-18-316



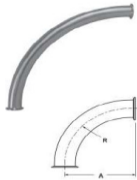
5" & 6" Available-- 30°, 45°, 60° Can Be Quoted

SS2SXLMP-- 24" Clamp Sweep Elbows, Polish ID/OD			
Tube OD (Size)	A	R	Part Number 316L
1.5"	24.50	24.00	SS2SXLMP-1.5-24-316
2"	24.50	24.00	SS2SXLMP-2-24-316
2.5"	24.50	24.00	SS2SXLMP-2.5-24-316
3"	24.50	24.00	SS2SXLMP-3-24-316
4"	24.63	24.00	SS2SXLMP-4-24-316



5" & 6" Available-- 30°, 45°, 60° Can Be Quoted

SS2SXLMP-- 36" Clamp Sweep Elbows, Polish ID/OD			
Tube OD (Size)	A	R	Part Number 316L
1.5"	36.50	36.00	SS2SXLMP-1.5-36-316
2"	36.50	36.00	SS2SXLMP-2-36-316
2.5"	36.50	36.00	SS2SXLMP-2.5-36-316
3"	36.50	36.00	SS2SXLMP-3-36-316
4"	36.63	36.00	SS2SXLMP-4-36-316



5" & 6" Available-- 30°, 45°, 60° Can Be Quoted